



Time Tested • Time Proven

851105-14 06/22

Tow bar adapters for ROADMASTER products

All specifications are subject to change without notice.

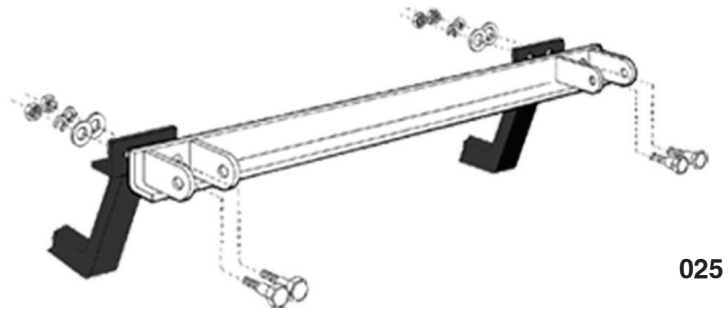
ROADMASTER, Inc. 6110 NE 127th Ave. Vancouver, WA 98682 800-669-9690 Fax: 360-735-9300 www.roadmasterinc.com

To adapt other manufacturers' tow bars to ROADMASTER baseplates...

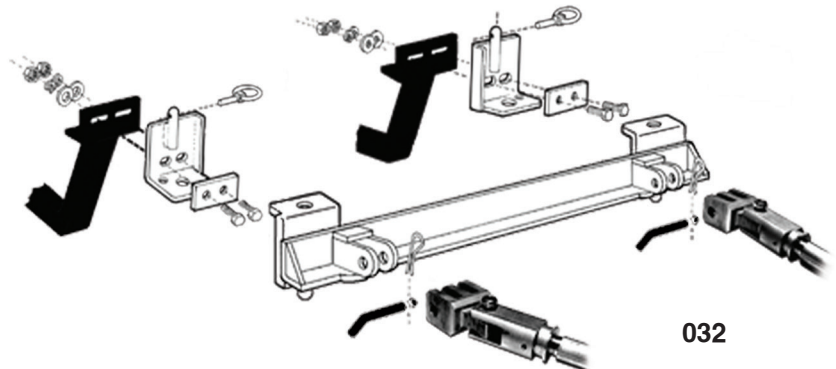
...attach the appropriate adapter using the hardware as shown below.

025

Adapts Reese, Valley, Eaz-Lift, Draw-Tite and Husky car-mounted tow bars to ROADMASTER baseplates (see notes 1 and 2).



032 and **033** adapt motorhome-mounted Blue Ox tow bars (Acclaim, Adventurer, Aladdin, Alexxa, Alpha, Allure, Ambassador, Avail, Aventa, Aventa II, Aventa LX, Kar Bar), as well as Blue Ox "A frame" tow bars (with one- or three-pronged attachments) to ROADMASTER brackets. They also adapt Demco Commander, Dominator, Aluminator, Excalibar, Excalibar II and Kwik-Tow tow bars to ROADMASTER baseplates.

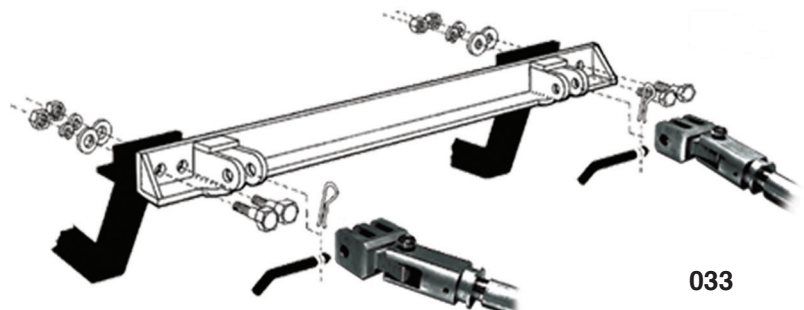


032 – Allows you to disconnect the adapter bar and the removable front baseplate arms (see note 2). The Guardian rock guard will work with this adapter.

033 – The adapter is permanently bolted to the baseplate (see notes 1 and 2).

Note 1: In order to remove the front extensions on ROADMASTER XL or EZ Twistlock brackets, you will need quick-disconnects (part number 201) in addition to the adapter.

Note 2: This adapter does not fit MX, MS or EZ5 brackets.



(Neither tow bars nor baseplates are included with adapter bars.)